

A must in the kitchen.

Kitchen taps were once a simple necessity. Now you can get kitchen taps to match any style and decor in an array of finishes and layouts. New designs and technologies that can help make your kitchen space more cook friendly, while also contributing to your overall selected style.

A kitchen tap, a key design element in today's kitchen design scheme.

Kitchen taps



Kitchen taps

The perfect partner for your sink.

Who can imagine a Teka sink without a Teka tap?
Manufactured by the Bath Division of our Group to the highest quality standards, Teka taps make a perfect partner for your Teka sink unit.
Modern, exclusive, competitively priced...
Teka taps are developed in tandem with new sink models to make for an eye-catching combination in your kitchen.



❖ Pulse

❖ Cuadro series

Pulse
Electronic mixer
REF. 75.901.04.00

Cuadro
Mixer
REF. 38.915.02

Cuadro
Flexible spout mixer
REF. 38.939.02

Cuadro
Low spout mixer
REF. 38.919.25

- » Pull down shower with 2 sprays.
- » Electronic controls.

- » Aerator integrated in the spout.
- » Swivel spout.

- » Pull down shower with 2 sprays.
- » High resistant flexible spring.

- » Cast swivel spout.

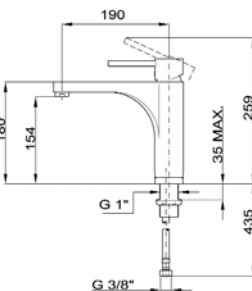
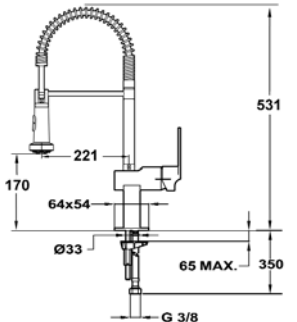
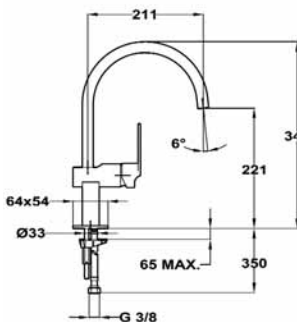
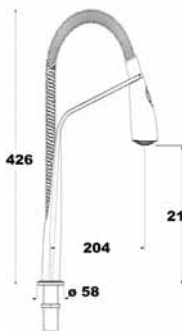


» Colour*
Chrome

» Colours*
Chrome
Black

» Colour*
Chrome

» Colour*
Chrome



For further information, ask for a detailed catalogue. The Teka Bathroom Division, with several production sites worldwide, specialises in tap fittings for both kitchens and bathrooms. Please check with your nearest Teka Office for available finishes per model.

» Cuadro series

» Expression series

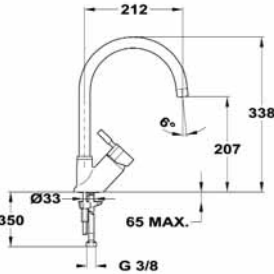
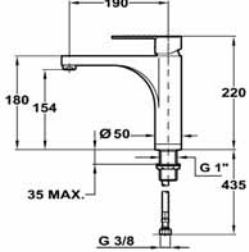
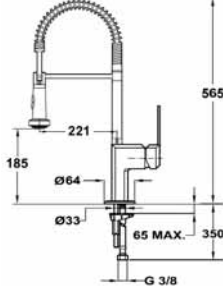
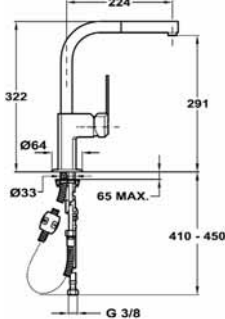
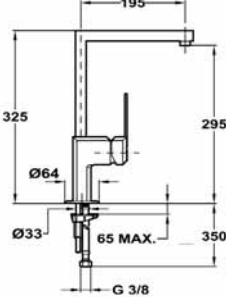
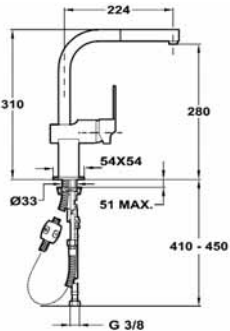
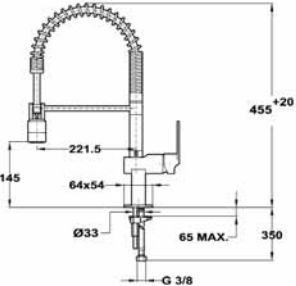
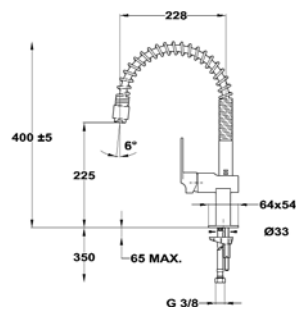
» Kobe series

Cuadro Flexible spout mixer REF. 38.934.02	Cuadro Flexible spout mixer REF. 38.937.02	Cuadro Mixer REF. 38.938.02	Expression MZX High spout mixer REF. 38.995.27.00	Expression MZX Pull-out mixer REF. 38.998.27.00	Expression MYX Flexible spout mixer REF. 38.999.27.00	Expression MRX Low spout mixer REF. 38.919.27.00	Kobe Mixer REF. 35.915.12
---	---	--	--	--	--	---	--

- | | | | | | | | |
|---|--|----------------------------------|-----------------|----------------------------------|--|----------------------|-----------------|
| » High resistant flexible spring.
» Aerator integrated in the spout. | » High resistant flexible spring.
» Pull-down shower with 2 sprays. | » Swivel spout. Pull-out shower. | » Swivel spout. | » Pull-out shower. Swivel spout. | » High resistant flexible spring.
» Pull-down shower with 2 sprays. | » Cast swivel spout. | » Swivel spout. |
|---|--|----------------------------------|-----------------|----------------------------------|--|----------------------|-----------------|



- | | | | | | | | |
|---------------------|---------------------|---------------------|-------------------------------|---------------------|---------------------|---------------------|---------------------|
| » Colour*
Chrome | » Colour*
Chrome | » Colour*
Chrome | » Colours*
Chrome
Black | » Colour*
Chrome | » Colour*
Chrome | » Colour*
Chrome | » Colour*
Chrome |
|---------------------|---------------------|---------------------|-------------------------------|---------------------|---------------------|---------------------|---------------------|



» Kobe series

» Cosmo series

» Elan series

Kobe
Pull-out mixer
REF. 35.938.12

Kobe Pro
Flexible spout mixer
REF. 18.160.02
MY1

Cosmos
Ergonomic mixer
REF. 18.152.02

Elan
Mixer
REF. 35.915.02

Elan
Low spout mixer
REF. 35.919.02

Elan
Pull-out mixer
REF. 35.938.02

Elan
Pull-out mixer
REF. 35.978.02

Elan
Under-window mixer
REF. 35.983.02

» Pull-out shower. Swivel spout.

» High resistant flexible spring.
» Improved pull-down shower with 2 sprays.

» Ergonomic design.
» Fixation on top of work surface for easier installation.

» Swivel spout.

» Cast swivel spout.

» Pull-out shower.
» Swivel spout.

» Pull-out shower.
» Cast swivel spout.

» Under-window sink mixer.
» Swivel spout.



» Colour*
Chrome

» Colour*
Chrome

» Colour*
Chrome

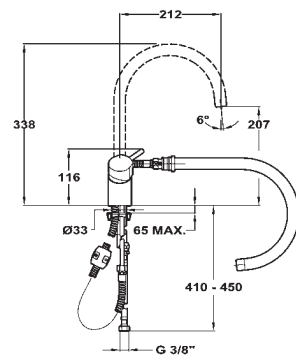
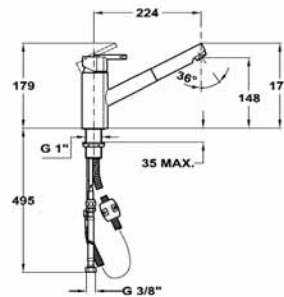
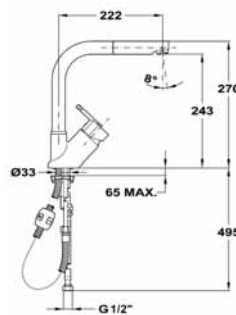
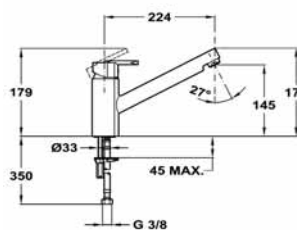
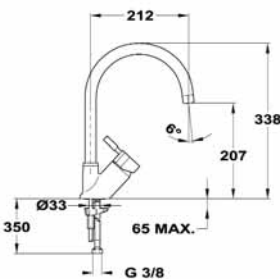
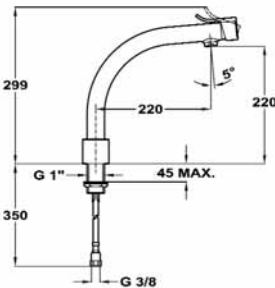
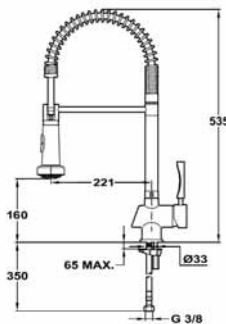
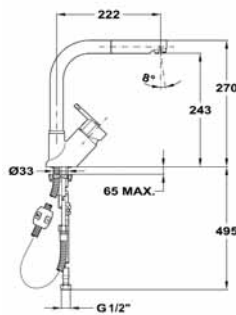
» Colour*
Chrome









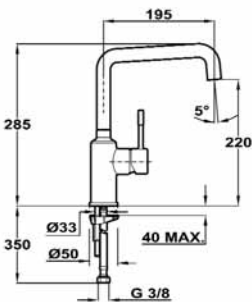
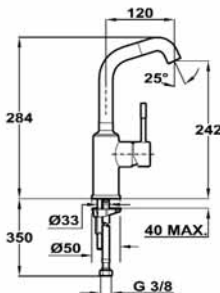
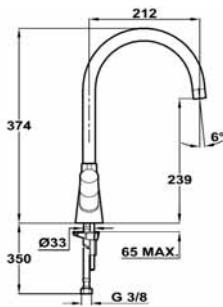
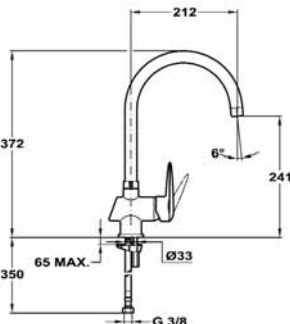
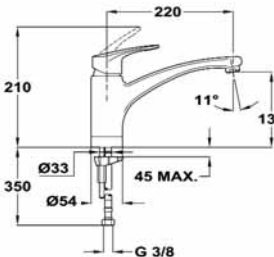
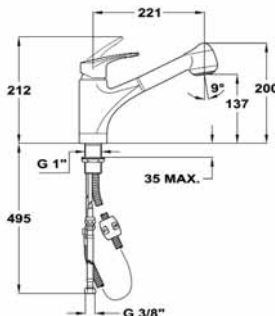
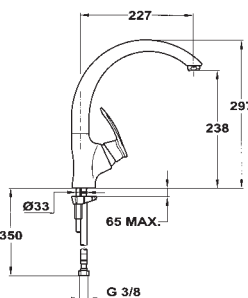
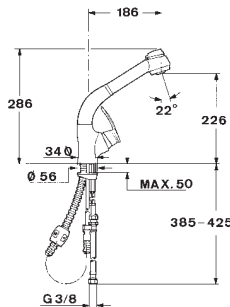
» Colour*
Chrome

» Colour*
Chrome


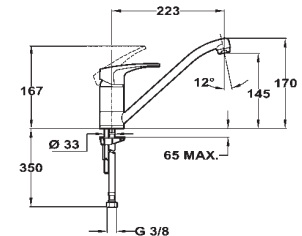

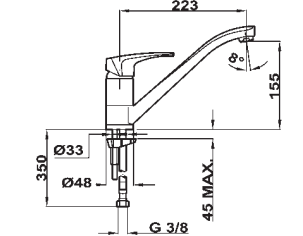

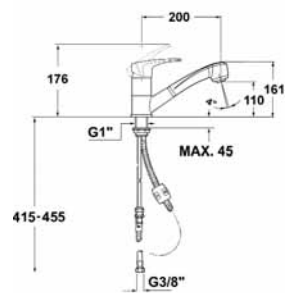

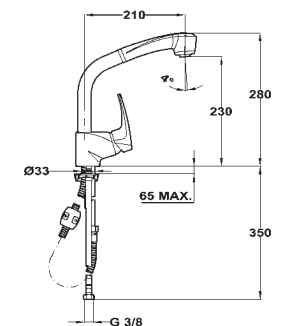

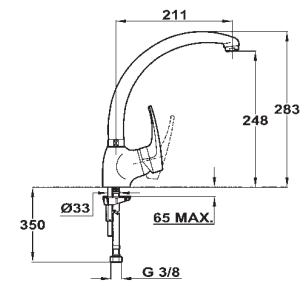

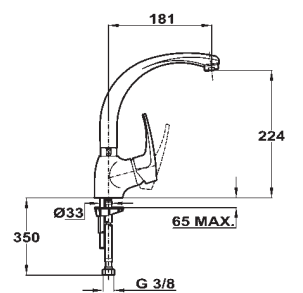

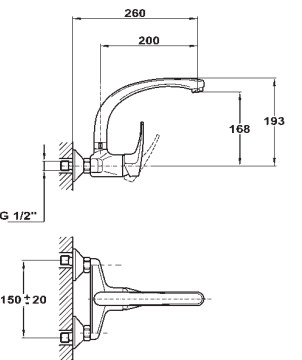

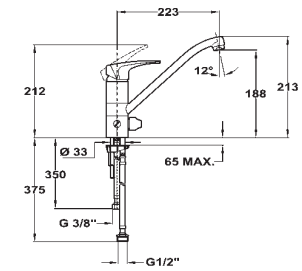
» Colour*
Chrome









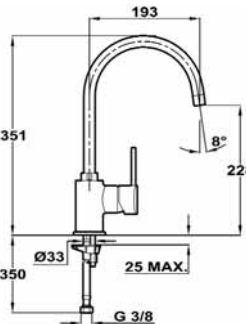
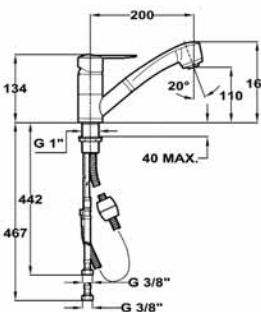
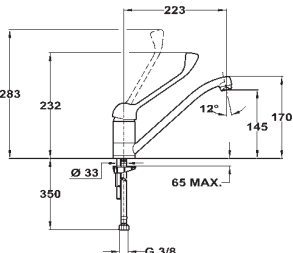
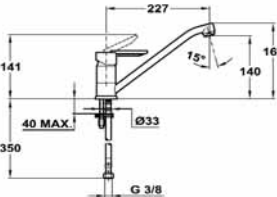
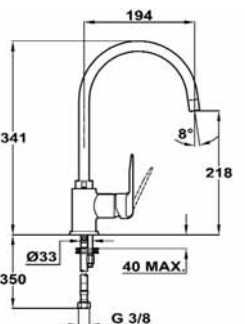
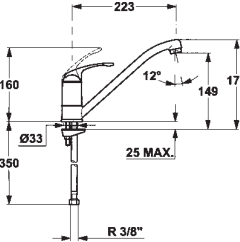
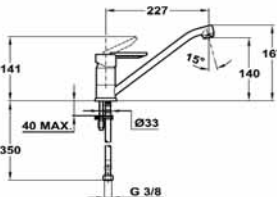
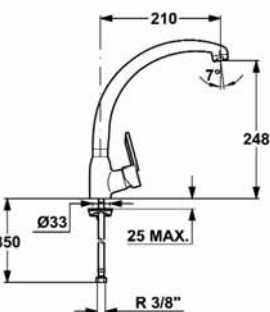
» Colour*
Chrome



❖ Frame series		❖ Vita Duo series		❖ Porto series		❖ MC-10 Plus series		❖ MC-10 Plus series							
Frame Mixer REF. 50.915.26.00		Frame Mixer REF. 50.914.26.00		Vita Duo Mixer REF. 31.915.02.00		Porto Mixer REF. 21.915.02		MC-10 Low spout mixer REF. 97.919.02		MC-10 Pull-out mixer REF. 97.978.02		MC-10 Mixer REF. 97.915.02		MC-10 Pull-out mixer REF. 97.938.02	
» Swivel spout.		» Swivel spout.		» Swivel spout.		» Swivel spout.		» Cast swivel spout.		» Cast swivel spout. » Pull-out shower with two sprays.		» Cast swivel spout.		» Pull-out shower with two sprays. » Cast swivel spout.	
															
» Colour* Chrome		» Colour* Chrome		» Colour* Chrome		» Colour* Chrome		» Colour* Chrome		» Colour* Chrome		» Colour* Chrome		» Colour* Chrome	
															

» MB-2 series

<div><div>MB-2</div><div>Low spout mixer</div><div>REF. 40.913.02</div></div> <div><div>» Swivel spout.</div></div> <div></div> <div><div>» Colour* Chrome</div></div> <div></div>	<div><div>MB-2</div><div>Low spout mixer</div><div>REF. 40.919.02</div></div> <div><div>» Cast swivel spout.</div></div> <div></div> <div><div>» Colour* Chrome</div></div> <div></div>	<div><div>MB-2</div><div>Pull-out mixer</div><div>REF. 40.978.02</div></div> <div><div>» Pull-out shower.</div><div>» Cast swivel spout.</div></div> <div></div> <div><div>» Colour* Chrome</div></div> <div></div>	<div><div>MB-2</div><div>Pull-out mixer</div><div>REF. 40.938.02</div></div> <div><div>» Pull-out shower.</div><div>» Swivel spout.</div></div> <div></div> <div><div>» Colour* Chrome</div></div> <div></div>	<div><div>MB-2</div><div>Mixer</div><div>REF. 40.914.02</div></div> <div><div>» Swivel spout.</div></div> <div></div> <div><div>» Colour* Chrome</div></div> <div></div>	<div><div>MB-2</div><div>Mixer</div><div>REF. 40.915.02</div></div> <div><div>» Cast swivel spout.</div></div> <div></div> <div><div>» Colour* Chrome</div></div> <div></div>	<div><div>MB-2</div><div>Wall-mounted Mixer</div><div>REF. 40.024.02</div></div> <div><div>» Wall mounted sink mixer.</div><div>» Swivel spout.</div></div> <div></div> <div><div>» Colour* Chrome</div></div> <div></div>	<div><div>MB-2</div><div>Mixer with water connection</div><div>REF. 40.953.02</div></div> <div><div>» Sink mixer with connection to dish-washer or washing machine.</div></div> <div></div> <div><div>» Colour* Chrome</div></div> <div></div>
--	---	---	--	---	--	--	---

» Ares series	» Mont series	» MB series	» Inca series		» MT series	» MF-2 series		
Ares Mixer REF. 23.915.02.00	MONT Pull-out mixer REF. 42.978.02	MB Medical mixer REF. 80.913.17	Inca Low spout mixer REF. 53.913.12		Inca Mixer REF. 53.995.12	MT Low spout mixer REF. 96.913.02	MF-2 Low spout mixer REF. 81.913.62	MF-2 Mixer REF. 81.914.62
» Swivel spout. » Minimalistic design.	» Pull-out shower. » Swivel spout.	» Sink mixer with medical handle. » Swivel Spout.	» Swivel spout.		» Swivel spout. » Minimalistic design.	» Swivel spout.	» Swivel spout.	» Swivel spout.
								
» Colour* Chrome	» Colour* Chrome	» Colour* Chrome	» Colour* Chrome		» Colour* Chrome	» Colour* Chrome	» Colour* Chrome	» Colour* Chrome
								

❖ 1820 series

❖ Laser series

1820

Mixer
REF. 56.9137.81

- » Swivel spout.
- » Ceramic headparts 3/4 turn.



» Colour*
Chrome

Laser

Mixer
REF. 37.912.84

- » Tubular swivel spout.



» Colour*
Chrome

Laser

Tap
REF. 16.041.84

- » Swivel spout.
- » Cold or pre-mixed water.



» Colour*
Chrome

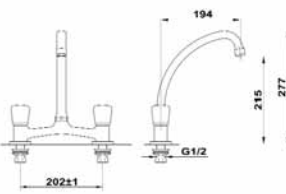
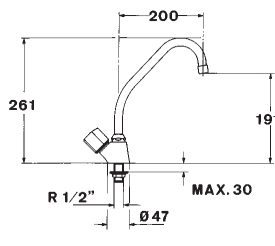
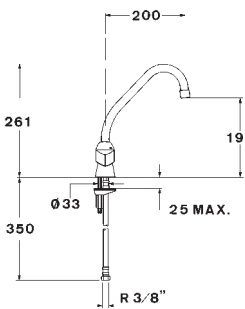
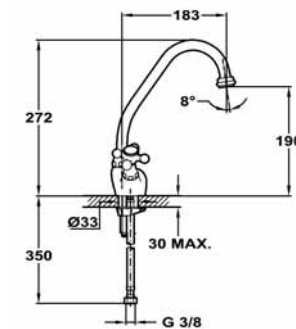
Laser

Mixer
REF. 37.042.IM

- » 8" sink mixer.
- » Swivel spout.



» Colour*
Chrome



General features of Teka taps



» All Teka cartridges use sintered ceramic discs of high resistance. These discs all have porous surfaces which retain the grease longer helping to achieve smoother, gentler movements and therefore prolonging the life of the taps. The operating gear is insulated from water giving therefore continuous lubrication.



» Cartridges that have stainless steel washers, which act as a type of bearing, offer a smoother, gentler movement and avoid the wear caused by friction. Ceramic slide holders reinforced by Molybdenum improves the soft movement and durability of the cartridges.



» High quality (3/8" o 1/2") stainless steel flexible inlet pipes with watertight o-rings. They fulfill the requirements of the most demanding Quality Control Authorities in many European countries.

» Quick and easy fitting system (a simple 12 mm. box spanner is enough).



» Temperature Limiter: Save the energy used to heat the water with the temperature limiter incorporated in the cartridge.

» Water Saving: The cartridge incorporates an adjustable flow limiter to save water every time you use the mixer.

» Anti-Scalding: Forget about scalding caused by the water at a very high temperature. We take care of you and your family.

MZ Series



Teka kitchen taps follow the trend in kitchen design that introduces the professional concept to the domestic kitchen. While in appliances the freestanding concept is gaining popularity with luxury over-dimensioned cookers or extra large cooker hoods, the revolution in the tap industry is the use of the ergonomic advances achieved by the professional cooks. Taller taps, stainless steel flexible shower hose reinforced with plastic cover for better protection, shower holder swivels independent from main spout for more comfortable use, swivel spout or pull-out showers with 2 jets and anti-scale systems are new terms and features we all must be used to since now on.



Waste disposer

Made for your convenience.

Day after day, perhaps more often than any other appliance, the household disposers bring convenience and practicality to the home. They're easy to install and they provide the greatest peace of mind as food residues are virtually liquefied to flow down into your sewage system. You'll enjoy a cleaner food preparation area, less cans and bags cluttering your home

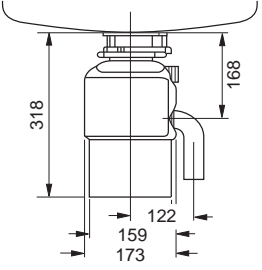


TR 50.2



- » Surface mounted pneumatic switch
- » Anticorrosion protection
- » Automatic rotation reverser
- » Silent block
- » Waste fittings included
- » 1/2 HP motor
- » European plug
- » Voltage: 230 V.
- » Frequency: 50 Hz.

❖ Installation drawing



Packaging	Units	m ³	kg.
Carton box	1	0,025	8,8



Teka food waste disposer can be installed on sinks with 3 1/2" basket waste. This waste device is easy to install, easy to operate, reliable, and produces innumerable benefits for the user and for the environment. Accumulated garbage can attract insects, and produce unsanitary conditions around your home. Due to the Teka food waste disposer, food waste (chicken bones, fruit rinds,...) is milled into fine particles that are eliminated through the sewage system.

The Teka Waste Disposer is an easy to use and practical appliance that eliminates organic waste in a fast and easy way, thus helping to keep a clean kitchen.

- » **Hygiene**
The organic waste goes straight through the sink's waste hole, eliminating germs and bad odours.
- » **Cleaning**
Just opening the water and switching a button the Waste Disposer grinds and eliminates all the garbage leaving no track.
- » **Functionality**
The Waste Disposer simplifies many household chores such as taking the garbage out and disinfecting. Moreover, leakage from bag is avoided.
- » **Dumping the environment dropping**
The food particles are piped to the waste treatment plants where they can be recycled into fertilizers, thus producing a benefit to the community.